




## BOARD OF SUPERVISORS MEETING

### ADDENDUM PACKET

July 11, 2017

<u>Item #</u>		<u>Page #</u>
14.	<u>Consent Agenda:</u>	
	a. Appropriation: Fire Programs Funding	107
	b. Event Permit	109
15.	<u>County Administrator's Report:</u>	113
	a. Finance Report	
16.	<u>Closed Session:</u>	115
	a. Pending Litigation: Section 2.2-3711 (A)(7), <i>Code of Virginia</i>	
	b. Personnel: Section 2.2-3711(A)(1), <i>Code of Virginia</i>	
17.	<u>Monthly Reports:</u>	117
	a. Animal Control	118
	b. Building Official	119
	c. Cannery	120
	d. Prince Edward County Public Schools	121



**County of Prince Edward  
Board of Supervisors  
Agenda Summary**

**Meeting Date:** July 11, 2017  
**Item No.:** 14-a  
**Department:** County Administration  
**Staff Contact:** W.W. Bartlett  
**Issue:** Appropriation: Fire Program Funds

**Summary:**

The County received the balance of the Fire Program funds or Aid to Localities (ATL) for FY17 in the amount of \$4,917. Per Board policy it is recommended these funds be divided among the four Volunteer Fire Departments located in the County – Darlington Heights, Hampden-Sydney, Prospect and Rice. The following Budget Amendment displays the action required to accomplish this recommendation.


REV/EXP	FUND	DEPT	OBJECT	DESCRIPTION	DEBIT	CREDIT
<u>FY 2017 Budget Amendment</u>						
3(Rcv)	100	24040	0012	Fire Program Funds		\$4,917
4(Exp)	100	32200	7012	Fire Programs/ATL – Rice	\$1,229.25	
4(Exp)	100	32200	7013	Fire Programs/ATL – Prospect	\$1,229.25	
4(Exp)	100	32200	7014	Fire Programs/ATL – Darlington	\$1,229.25	
4(Exp)	100	32200	7015	Fire Programs/ATL – Hampden	\$1,229.25	

**Recommendation:**

Approve amending the FY17 budget as proposed and appropriate the same funds.

Motion \_\_\_\_\_ Cooper-Jones \_\_\_\_\_ Pride \_\_\_\_\_ Townsend \_\_\_\_\_  
 Second \_\_\_\_\_ Gray \_\_\_\_\_ Simpson \_\_\_\_\_ Wilck \_\_\_\_\_  
 Jones \_\_\_\_\_ Timmons \_\_\_\_\_





**County of Prince Edward  
Board of Supervisors  
Agenda Summary**

**Meeting Date:** July 11, 2017  
**Item No.:** 14-b  
**Department:** County Administration  
**Staff Contact:** W.W. Bartlett  
**Issue:** Event Permits

---

**Summary:** Attached is an event permit for review and approval by the Board of Supervisors.

**Attachments:** Appomattox Young Farmers Truck & Tractor Pull

**Recommendation:** Approval

Motion \_\_\_\_\_  
Second \_\_\_\_\_

Cooper-Jones \_\_\_\_\_  
Gray \_\_\_\_\_  
Jones \_\_\_\_\_

Pride \_\_\_\_\_  
Simpson \_\_\_\_\_  
Timmons \_\_\_\_\_

Townsend \_\_\_\_\_  
Wilck \_\_\_\_\_

APPLICATION FOR EVENT / FESTIVAL PERMIT  
PRINCE EDWARD COUNTY

Organization / Agency Conducting Event: Appomattox Young Farmers

Person (s) Representing Organization: Bob Martin

EVENT Type: Truck & Tractor Pull

Location: Five County Fair Grounds

Date(s): Aug 11 & 12 2017 Time(s): 6:00<sup>PM</sup> - 11:00<sup>PM</sup>

# of Tickets for Sale: Sold At Gate Estimated # of Persons to Attend: 1000

Name(s) / Address(es) / Phone # of Promoters:  
Bob Martin 434-610-0411

Financial backing of the event: Appomattox Young Farmers

Name of all persons or groups that will perform: \_\_\_\_\_

Name and Address of property owner which event is to be held: Five County Fair Association  
209 Fair Grounds Rd Farmville

Nature and interest of applicant(s) in the property on which the event is to be held (if any):  
\_\_\_\_\_  
\_\_\_\_\_

Detailed plan for adequate sanitation facilities / garbage and trash disposal (must be approved by the county health inspector): ON Site Bathrooms

Dumpster Rented to put All Trash in from Local Trucking Company

Plan for providing food, water, and lodging for persons at event (must be approved by the county health inspector): Private well Food Supplied by Local Vendors

Plan for adequate medical facilities for persons at the event (must be approved by the county health inspector): Local Rescue Squad

Plan for adequate parking facilities and traffic control in and around event:  
15 Acres free Parking Supervised By Local Club

Plan for adequate fire protection (must be approved by the county forestry warden):

Local Fire Dept

Statement specifying whether any outdoor lights or lighting are to be utilized, (if so, a plan showing the location of such lights and shielding devices or other equipment to prevent unreasonable glow beyond the property on which the event is held:

Original Lights used At Fair Grounds

Additional Lights Turned Away From Homes & Road

Statement that no music shall be played, either by mechanical device or live performance, in such a manner that the sound emanating therefrom shall be unreasonably audible beyond the property on which the event is located:

All Speakers Pointed Towards Woods

Applications must be filed in duplicate with the Clerk of the Board, at least twenty-one (21) days prior to the event date.

Music shall not be rendered nor entertainment provided for more than eight (8) hours in any twenty-four (24) hour period, such twenty-four (24) hours to be measured from the beginning of the first performance at the event.

No person under the age of eighteen (18) years of age shall be admitted unless accompanied by a parent or guardian, the parent or guardian to remain with the person at all times.

Specific reference is hereby made to Section 6 - 66-71, et. Seq., of the Code of Prince Edward County, Virginia, which provisions are incorporated herein by reference.

Date

7-10-17

Signature of Applicant(s)

Bob Martin

Date

\_\_\_\_\_


Approval by

\_\_\_\_\_

County Administrator  
Clerk of the Board

Fee \$ 50 Fee Paid By Robert + Chrissy Martin Date Received 7/10/17





County of Prince Edward  
Board of Supervisors  
Agenda Summary

**Meeting Date:** July 11, 2017  
**Item No.:** 15  
**Department:** County Administration  
**Staff Contact:** W.W. Bartlett  
**Issue:** Financial Report

---

**Summary:**

This report serves as a quick update of the status of the Fiscal Year that just ended on June 30, 2017. There are still revenues that will be received and bills that have to be paid from the FY17 budget but I have enough knowledge to make a fairly good estimate of what can be expected when the fiscal year is finally closed.

Overall, we will have another successful year in the General Fund with revenue collection exceeding our budget and expenditures less than the budget. I estimate revenues will exceed the budget by at least \$400,000 while expenses will be \$200,000 less budget for a total positive variance of \$600,000. This estimate tracks closely to the Treasurer’s monthly report that is showing an increase in the cash balance of about \$700,000 when comparing May 2017 with May of 2016.

Increased collections from Personal Property, Recordation Tax, Fines and Landfill bills are the primary reasons the revenues have exceeded our budget. Personal Property collections are approximately \$140,000 more than expected and reflect the increased numbers of vehicles in the County. The recordation tax is \$72,000 more than budgeted and reflects the increased number of property sales. The Sheriff’s at-will program is fully staffed after a period with some vacancies and the result has been almost \$80,000 more in fines being collected than budgeted. Receipts from Landfill bills are about \$135,000 more than budgeted. This is the result of the new company County Waste assuming the routes formally controlled by CFS which had not been using our landfill.

Savings associated with the regional jail, juvenile detention, and the planning and economic development offices were the primary reasons for the expenditure savings.

I will present a more complete report at the September meeting after all of the revenue and expenditure items have been posted.

**Recommendation:** No action required.

Motion \_\_\_\_\_  
Second \_\_\_\_\_

Cooper-Jones \_\_\_\_\_  
Gray \_\_\_\_\_  
Jones \_\_\_\_\_

Pride \_\_\_\_\_  
Simpson \_\_\_\_\_  
Timmons \_\_\_\_\_

Townsend \_\_\_\_\_  
Wilck \_\_\_\_\_







**County of Prince Edward  
Board of Supervisors  
Agenda Summary**

**Meeting Date:** July 11, 2017  
**Item No.:** 16  
**Department:** County Administration/County Attorneys  
**Staff Contact:** W.W. Bartlett/James R. Ennis  
**Issue:** Closed Session

---

**Summary:**

I move that the Prince Edward County Board of Supervisors convene in Closed Session:

- a) For consultation with legal counsel pertaining to pending litigation regarding an appeal to the Circuit Court of a real estate tax assessment, pursuant to the exemption provided for in Section 2.2-3711(A)(7) of the *Code of Virginia*; and
- b) For discussion, consideration and evaluation of the performance of the County Administrator, pursuant to the exemption provided for in Section 2.2-3711(A)(1) of the *Code of Virginia*.

**Attachments:**

**Recommendation:** Convene in Closed Session.


Motion \_\_\_\_\_  
Second \_\_\_\_\_

Cooper-Jones \_\_\_\_\_  
Gray \_\_\_\_\_  
Jones \_\_\_\_\_

Pride \_\_\_\_\_  
Simpson \_\_\_\_\_  
Timmons \_\_\_\_\_

Townsend \_\_\_\_\_  
Wilck \_\_\_\_\_





**County of Prince Edward  
Board of Supervisors  
Agenda Summary**

**Meeting Date:** July 11, 2017  
**Item No.:** 17  
**Department:** County Administration  
**Staff Contact:** W.W. Bartlett/Sarah Elam Puckett  
**Issue:** Monthly Reports

---

**Summary:** Please see attachments.

**Attachments:**

- a. Animal Control
- b. Building Official
- c. Cannery
- d. Prince Edward County Public Schools

**Recommendation:**

Motion \_\_\_\_\_  
Second \_\_\_\_\_

Cooper-Jones \_\_\_\_\_  
Gray \_\_\_\_\_  
Jones \_\_\_\_\_

Pride \_\_\_\_\_  
Simpson \_\_\_\_\_  
Timmons \_\_\_\_\_

Townsend \_\_\_\_\_  
Wilck \_\_\_\_\_



## Animal Control Monthly Report

**"June 2017"**

<b>Dogs</b>		<b>Wildlife</b>	
Surrendered	9	Handled	0
Picked Up	22	Euthanized	0
Claimed By Owner	8	Rabies Case	0
Adopted	8		
Died in Kennel	0	<b>Livestock</b>	
Euthanized	8	Returned to Owner	0
Transferred to SPCA	11	Died in Kennel	0
Dead on Arrival	0	Adopted	0
Escaped from Shelter	0	<b>Fees Collected</b>	\$0.00
Seized	4		
<b>Fees Collected</b>	\$600.00	<b>Other Companion Animals</b>	
		Returned to Owner	0
<b>Cats</b>			
Surrendered	11	<b>Number of Calls to Shelter</b>	186
Picked Up	0	<b>Summons Issued</b>	5
Claimed By Owner	0	<b>Warrants Served</b>	0
Adopted	0	<b>Days in Court</b>	2
Euthanized	8	<b>Nuisance Dogs</b>	4
Died in Kennel	0	<b>Dangerous Dogs</b>	0
Transferred to SPCA	3		
Dead on Arrival	0		
<b>Fees Collected</b>	\$0.00	<b>Total Fees Collected</b>	\$600.00

**Bill the Town of Farmville**

0 cats housed.

**Total** \$0.00

*Adam Mumma, Animal Control Officer*  
*James Farley, Jr., Animal Control Officer*

# BUILDING OFFICIAL

Permits Issued Report  
6/01/2017 Through 6/30/2017

ADDITIONS	- Issued	6
	- Value	\$65,100.00
	- Permit Fees	\$555.60
	- 2.00% STATE TAX	\$11.11
	- Fees Collected	\$.00
CELL TOWER	- Issued	2
	- Value	\$230,450.00
	- Permit Fees	\$1,250.00
	- 2.00% STATE TAX	\$25.00
	- Fees Collected	\$.00
ONE & TWO FAMILY DWELLING	- Issued	2
	- Value	\$149,000.00
	- Permit Fees	\$512.00
	- 2.00% STATE TAX	\$10.24
	- Fees Collected	\$.00
ELECTRICAL	- Issued	9
	- Value	\$4,100.00
	- Permit Fees	\$450.00
	- 2.00% STATE TAX	\$9.00
	- Fees Collected	\$.00
MECHANICAL	- Issued	5
	- Value	\$2,500.00
	- Permit Fees	\$250.00
	- 2.00% STATE TAX	\$5.00
	- Fees Collected	\$.00
MECHANICAL/GAS	- Issued	1
	- Value	\$550.00
	- Permit Fees	\$50.00
	- 2.00% STATE TAX	\$1.00
	- Fees Collected	\$.00
MANUFACTURED HOMES	- Issued	2
	- Value	\$245,000.00
	- Permit Fees	\$296.70
	- 2.00% STATE TAX	\$5.95
	- Fees Collected	\$.00
PLUMBING	- Issued	4
	- Value	\$1,550.00
	- Permit Fees	\$200.00
	- 2.00% STATE TAX	\$4.00
	- Fees Collected	\$.00
POOL	- Issued	3
	- Value	\$27,625.00
	- Permit Fees	\$105.00
	- 2.00% STATE TAX	\$2.10
	- Fees Collected	\$.00
REMODELING	- Issued	1
	- Value	\$15,000.00
	- Permit Fees	\$75.00
	- 2.00% STATE TAX	\$1.50
	- Fees Collected	\$.00
Total Permits - Issued		35
Total Permits - Value		\$740,875.00
Total Permits - Permit Fees		\$3,744.30
Total Permits - Sales Tax 2%		<u>\$ 74.90</u>
		<b>\$ 3,819.20</b>

INSPECTIONS FOR JUNE 42

# PRINCE EDWARD COUNTY CANNERY

7916 Abilene Road  
Farmville, Virginia 23901

Patty Gulick  
Cannery Manager  
434-223-8664

## June 2017 Cannery Report

Cannery report is as follows:

491 (qts.)	@.48 =	\$235.68
7 (pts.)	@.40 =	\$2.80
0 Gallons	@1.25=	\$0.00
14 Patrons usage	@1.00 =	\$14.00
30% out of County =		\$12.08
Non-processing fees =		\$0.00
<b>Total</b>		<b><u>\$264.56</u></b>

The cannery had a total of 18 registered patrons use the facility this month. This total included 14 within our four county region and another 4 that were located outside of the participating counties. These cannery users brought friends and family members with them to share their knowledge and experiences. This increased our total number of participating residents to 30 for the month of June.

P. Gulick

kef

Prince Edward County Public Schools  
**Summary Financial Report**  
**June 2017**

<u>Revenues</u>	Current Month	Year to Date	Budget	Variance Actual Under (Over) Budget	YTD as a Percent of Budget
From the State:					
State Sales Tax	\$ 249,179	\$ 2,888,703	\$ 2,889,923	\$ 1,220	99.96
Basic School Aid	\$ 571,389	\$ 6,205,087	\$ 6,205,331	\$ 244	100.00
All Other	\$ 728,724	\$ 5,270,148	\$ 5,326,799	\$ 56,651	98.94
Total State	<u>\$1,549,292</u>	<u>\$14,363,938</u>	<u>\$ 14,422,053</u>	<u>\$ 58,115</u>	99.60
From the Federal Gov't.	\$ 457,170	\$ 1,625,877	\$ 2,029,416	\$ 403,539	80.12
General Fund (County)	\$2,257,518	\$ 7,272,070	\$ 8,317,182	\$ 1,045,112	87.43
Cash Book -Local	\$ 77,890	\$ 440,477	\$ 473,479	\$ 33,002	93.03
<b>Total Revenues</b>	<b><u>\$4,341,871</u></b>	<b><u>\$23,702,362</u></b>	<b><u>\$ 25,242,130</u></b>	<b><u>\$ 1,539,768</u></b>	<b><u>93.90</u></b>

<u>Expenditures</u>	Current Month	Year to Date	Outstanding Encumbrances	Budget	Expended & Encumbered (Over) Under Budget	Expen. & Encumbrance as a % of Budget
1000-Instruction	\$3,006,258	\$16,982,774	\$ 59,462	\$ 17,993,994	\$ 951,758	94.71
2000-Admin.,Health/Atten.	\$ 202,183	\$ 1,331,760	\$ 1,055	\$ 1,521,034	\$ 188,219	87.63
3000-Transportation	\$ 283,184	\$ 1,626,496	\$ 15,513	\$ 1,882,742	\$ 240,733	87.21
4000-Operation/Maintenance	\$ 285,110	\$ 1,619,216	\$ 30	\$ 1,669,023	\$ 49,777	97.02
6000-Facilities	\$ 266,481	\$ 474,461	\$ -	\$ 489,737	\$ 15,276	96.88
7000 - Debt. Service	\$ -	\$ 597,554	\$ 1	\$ 599,330	\$ 1,775	99.70
8000 - Technology	\$ 298,654	\$ 1,070,100	\$ 2,681	\$ 1,086,270	\$ 13,489	98.76
<b>Total Expenditures</b>	<b><u>\$4,341,871</u></b>	<b><u>\$23,702,362</u></b>	<b><u>\$ 78,742</u></b>	<b><u>\$ 25,242,130</u></b>	<b><u>\$1,461,026</u></b>	<b><u>94.21</u></b>

Saved as June 16-17 summary financial report



**Prince Edward County Public Schools**  
**2016-2017**  
**Comparative Receipts and Expenditures**  
**Year to Date - Month of June 2017**

	Fiscal 2016				Fiscal 2017			
	Approved Budget	Received Year-to-Date	Percent of Revenue	Approved Budget	Received Year-to-Date	Percent of Revenue	Fiscal Year \$ Difference	Fiscal Year % Difference
<b>Receipts:</b>								
Sales Tax	2,856,772	2,862,139	100.19%	2,889,923	2,888,703	99.96%	26,564.28	-0.23%
Basic Aid	5,965,221	5,744,695	96.30%	6,205,331	6,205,087	100.00%	460,392.00	3.69%
Other State	4,998,282	4,796,850	95.97%	5,326,799	5,270,148	98.94%	473,297.55	2.97%
<b>Total State</b>	<b>13,820,275</b>	<b>13,403,684</b>	<b>96.99%</b>	<b>14,422,053</b>	<b>14,363,938</b>	<b>99.60%</b>	<b>960,253.83</b>	<b>2.61%</b>
Federal Funds	1,959,570	1,492,477	76.16%	2,029,416	1,625,877	80.12%	133,400.50	3.95%
Local Funds	8,317,182	8,273,904	99.48%	8,317,182	7,272,070	87.43%	-1,001,833.73	-12.05%
Cash Book	454,310	538,354	118.50%	473,479	440,477	93.03%	-97,876.95	-25.47%
<b>Total Revenue</b>	<b>\$24,551,337</b>	<b>\$23,708,418</b>	<b>96.57%</b>	<b>\$25,242,130</b>	<b>\$23,702,362</b>	<b>93.90%</b>	<b>-6,056.35</b>	<b>-2.67%</b>
<b>Expenditures:</b>								
Instruction	17,476,125	16,908,818	96.75%	17,993,994	16,982,774	94.38%	73,956.83	-2.37%
Administration	1,519,865	1,440,906	94.80%	1,521,034	1,331,760	87.56%	-109,145.06	-7.25%
Transportation	2,054,749	1,985,026	96.61%	1,882,742	1,626,496	86.39%	-358,530.10	-10.22%
Maintenance	1,814,303	1,690,918	93.20%	1,669,023	1,619,216	97.02%	-71,701.74	3.82%
Facilities	189,020	189,020	100.00%	489,737	474,461	96.88%	285,440.67	-3.12%
Debt Service	458,763	456,362	99.48%	599,330	597,554	99.70%	141,192.36	0.23%
Technology	1,038,512	1,037,369	99.89%	1,086,270	1,070,100	98.51%	32,730.69	-1.38%
<b>Total Expenditures</b>	<b>\$24,551,337</b>	<b>\$23,708,418</b>	<b>96.57%</b>	<b>\$25,242,130</b>	<b>\$23,702,362</b>	<b>93.90%</b>	<b>-6,056.35</b>	<b>-2.67%</b>

**Prince Edward County Public Schools  
2016-2017  
Food Service Department  
Summary Financial Report  
June 2017**

<u>Revenues</u>	<u>Current Month</u>	<u>Year to Date</u>	<u>Budget</u>	<u>Variance Actual Under (Over) Budget</u>	<u>YTD as a Percent of Budget</u>
From the State:					
State School Food	\$ 2,764	\$ 18,634	\$ 12,605	\$ (6,029)	147.83
Fresh Fruit & Vegetable	\$ -	\$ 70,801	\$ 60,000	\$ (10,801)	0.00
State Equipment Grant	\$ -	\$ 54,872	\$ 58,056	\$ 3,184	0.00
<b>Total State Funds</b>	<b>\$ 2,764</b>	<b>\$ 144,307</b>	<b>\$ 130,661</b>	<b>\$ (13,646)</b>	<b>110.44</b>
Federal Reimbursement	\$ 91,218	\$ 802,308	\$ 774,498	\$ (27,810)	103.59
Cash Book - Local	\$ 21,033	\$ 223,069	\$ 241,324	\$ 18,255	92.44
<b>Total Revenues</b>	<b>\$115,015</b>	<b>\$ 1,169,684</b>	<b>\$ 1,146,483</b>	<b>\$ (23,201)</b>	<b>102.02</b>

<u>Expenditures</u>	<u>Current Month</u>	<u>Year to Date</u>	<u>Outstanding Encumbrances</u>	<u>Budget</u>	<u>Expended &amp; Encumbered (Over) Under Budget</u>	<u>Expen. &amp; Encumbrance as a % of Budget</u>
Salary	\$ 52,979	\$ 351,623	\$ -	\$ 351,623	\$ -	100.00
Fringe Benefits	\$ 20,306	\$ 132,622	\$ -	\$ 132,622	\$ 0	100.00
Purchased Services	\$ 5,106	\$ 44,802	\$ -	\$ 44,802	\$ -	100.00
Refunds	\$ 30	\$ 30	\$ -	\$ 30	\$ -	100.00
Travel	\$ -	\$ 1,485	\$ -	\$ 1,485	\$ 0	99.98
Materials & Supplies	\$ 7,111	\$ 39,699	\$ -	\$ 39,699	\$ -	100.00
Food Supplies	\$ 46,369	\$ 458,753	\$ -	\$ 468,635	\$ 9,882	97.89
Repairs & Maintenance	\$ -	\$ 11,870	\$ -	\$ 11,870	\$ 0	100.00
Furniture/Equipment	\$ -	\$ 40,844	\$ -	\$ 40,844	\$ -	100.00
Equipment Grant	\$ -	\$ 54,872	\$ -	\$ 54,872	\$ -	100.00
<b>Total Expenditures</b>	<b>\$131,901</b>	<b>\$ 1,136,600</b>	<b>\$ -</b>	<b>\$ 1,146,483</b>	<b>\$9,883</b>	<b>99.14</b>

Prince Edward County Public Schools  
35 Eagle Drive  
Farmville, Virginia 23901

**2016-2017**  
**Comparative Receipts and Expenditures**  
**Food Service Department**  
**Year to Date**

**Month of June 2017**

<b>Receipts:</b>	<b>Fiscal 2016</b>			<b>Fiscal 2017</b>			<b>Diff.</b>
	<b>Budgeted</b>	<b>Rec. YTD</b>	<b>Percent</b>	<b>Budgeted</b>	<b>Rec. YTD</b>	<b>Percent</b>	
State School Food	20,452	28,879	141.20	12,605	18,634	147.83	6.62
Fresh Fruit & Vegetable	60,000	52,687	87.81	60,000	70,801	118.00	30.19
State Equipment Grant	0	0	0.00	58,056	54,872	94.52	0.00
<b>Total State</b>	<b>80,452</b>	<b>81,566</b>	<b>101.38</b>	<b>130,661</b>	<b>144,307</b>	<b>110.44</b>	<b>9.06</b>
Federal Reimbursement	766,651	794,844	103.68	774,498	802,308	103.59	-0.09
Cash Book - Local	241,324	196,528	81.44	241,324	223,069	92.44	11.00
<b>Total Revenue</b>	<b>\$1,088,427</b>	<b>\$1,072,937</b>	<b>98.58</b>	<b>\$1,146,483</b>	<b>\$1,169,684</b>	<b>102.02</b>	<b>3.45</b>
<b>Expenditures:</b>	<b>Budgeted</b>	<b>Expended YTD</b>	<b>Percent</b>	<b>Budgeted</b>	<b>Expended YTD</b>	<b>Percent</b>	<b>Diff.</b>
Salary	351,138	342,313	97.49	351,623	351,623	100.00	2.51
Fringe Benefits	143,396	124,014	86.48	132,622	132,622	100.00	13.52
Purchased Services	59,821	39,919	66.73	44,802	44,802	100.00	33.27
Refunds	112	89	79.46	30	30	100.00	20.54
Travel	2,500	1,074	42.96	1,485	1,485	100.00	57.04
Materials & Supplies	34,035	34,035	100.00	39,699	39,699	100.00	0.00
Food Supplies	435,245	426,974	98.10	468,636	458,753	97.89	-0.21
Repairs & Maintenance	6,769	4,630	0.00	11,870	11,870	0.00	0.00
Furniture/Equipment	55,411	55,411	100.00	40,844	40,844	100.00	0.00
Equipment Grant	0	0	0.00	54,872	54,872	100.00	0.00
<b>Total Expenditures</b>	<b>\$1,088,427</b>	<b>\$1,028,459</b>	<b>94.49</b>	<b>\$1,146,484</b>	<b>\$1,136,600</b>	<b>99.14</b>	<b>4.65</b>